




# CAMERA PRODUCTION GUIDE | EOS C70

Settings and best-practices for capture with the EOS C70 on Netflix 4k Originals.

Current Ops Manual: [EOS C70 Manual](#)

## CAPTURE SETTINGS | 4K COMPRESSED

Preferred SELECTION setting shown in **YELLOW & BOLD** and alternatives in normal text.

SETTING	MENU	SELECTION
SHOOTING MODE	 Recording/Media Setup → Sensor Mode → Main Recording Format	Sensor Mode : <b>Super 35mm</b> Super 16mm (Cropped) Main Recording Format : <b>XF-AVC</b>
	 Recording/Media Setup → Resolution/Color Sampling	<b>4096 x 2160 YCC422 10 bit</b> <b>3840 x 2160 YCC422 10 bit</b>
GAMMA / LOG ENCODING	 Custom Picture → Presets	<b>Canon Log 2 : C.Gamut (see Tips below)</b> Canon Log 3 : C.Gamut

## HIGH SPEED | 4K COMPRESSED

INTERNAL MEDIA	MAX FPS	MAX RESOLUTION
XF-AVC	120 fps	4096x2160 422 10 bit*
XF-AVC	120 fps	2048x1080 422 10 bit*
XF-AVC (Cropped)	180 fps	2048x1080 422 10 bit*

\*High Speed recording requires Long GOP compression. Long GOP is not an approved compression scheme.

## OPTIMIZING PERFORMANCE | MAINTENANCE PROCEDURES

SETTING	MENU	STANDARD OPERATING PROCEDURE
BLACK BALANCE	Camera Setup → ABB	Perform at start of day and after any dramatic change in operational temperature.

---

### NOTES:

Canon Log 2 provides 16+ stops of dynamic range and allows for extended shadow detail retention. With this extended shadow detail often comes a slight increase in noise.

Canon Log 3 provides the same highlight retention however, one less stop in the shadows. This provides a cleaner image that is often easier to handle in a high volume post production process. If Canon Log 2 is captured, a 3D LUT is available from Canon to transform it into Canon Log 3, removing the shadow detail and therefore additional shadow noise, for a simpler post production process. Canon LUT's are available here: [Download Here](#).

The BT.709 LUT in camera is the same as the BT.709\_Wide DR LUT provided on Canon's Website.

When capturing in XF-AVC, all Canon Log formats are encoded as full range data (0-1023). On a 10 bit scale, Canon Log 3 and Canon Log have a black point of 128, and Canon Log 2 has a black point of 95. For more information about maximizing image quality using Canon Log. Copy and paste this link in your browser to download Canon Log White Paper: [Canon Log Gamma Curves](#)